



# Program Guide

**ALL DEVICES MUST BE REGISTERED FOR SMART WIFI ACCESS**

**STEP 1** Connect to the Link Resident WIFI network with the password Dragons\*3600

**STEP 2** Click "I accept the terms" for the acceptable use policy and enter your email address.

**STEP 3** Complete the registration for all devices.

*\*For detailed step by step instructions, see sheet below*

## What Registering Does

Registering your devices allows them to communicate with one another over the network as well as providing you with additional usability and privacy.

## Contact Support

Contact our support desk at 203.280.2029.

Email us at support@synergyfiber.com | Text us at 734.249.6005 | Chat Support at synergyfiber.com.

01 Program Guide	37 SHBET
02 A&E	38 The Movie Channel
03 ABC (WPVI)	39 The Movie Channel Xtra
04 AMC	40 FX
05 Animal Planet	41 FXX
06 BBC America	42 HGTV
07 BIG10	43 History Channel
08 Bloomberg	44 Headline News
09 Bravo	45 IFC
10 Cartoon Network	46 Lifetime
11 CBS (KYW)	47 MSNBC
12 Country Music TV	48 MTV
13 CNBC	49 MTV2
14 CNN	50 National Geographic
15 Comedy Central	51 NBC (WCAU)
16 CSPN2	52 NBC Sports
17 CW (WPSG)	54 Nickelodeon
18 Discovery	55 PAC12
19 Disney Channel	56 PBS (WHYY)
20 E!	57 POP
21 ESPN	58 REELZ
22 ESPN2	59 SEC
23 ESPNEWS	60 Paramount
24 ESPNU	61 Golf Channel
25 Food Network	62 SYFY
26 FOX (WTFX)	63 TBS
27 Fox Business	64 TLC
28 Fox News	65 TMNDO (WWSI)
29 Fox Sports 1	66 TNT
30 FOX Sports 2	67 Travel Channel
31 Freeform	68 TruTV
32 FUSE	69 USA
33 Showtime	70 MotorTrend
34 Showtime 2	71 VH1
35 Showtime Showcase	72 Weather Channel
36 Showtime Extreme	73 Women's Entertainment

Updated 7/23/20 \*Subject to Change



Scan me to set up your TV!  
setupmytv.synergyfiber.com



## WIFI & PASSWORDS

### RESIDENT WIFI

**SSID:** Link Resident

**Password:** Dragons\*3600

*(must register devices first, see above)*

1

**CONNECT TO THE LINK RESIDENT WIFI NETWORK WITH THE PASSWORD: Dragons\*3600**

2

**YOU WILL BE REDIRECTED TO AN ACCEPTABLE USE POLICY. CLICK "I ACCEPT THE TERMS" OF THE ACCEPTABLE USE POLICY.**

synergyfiber

Please enter your email

**ACCEPTABLE USE POLICY**

By accepting this agreement, you are subject to the terms, conditions and provisions of the applicable Service Level. Synergy Broadband may cooperate with legal authorities and/or third parties in the investigation of any suspected or alleged crime or civil wrongdoing by you in connection with the Services. Synergy Broadband reserves the right to suspend or terminate an account for any actual or threatened violation of this AUP, the Terms and Conditions, and/or the Service Level Agreement, or take other action as deemed appropriate by Synergy Broadband in its sole discretion. Synergy Broadband assumes and expects you to have a basic knowledge of how the Internet functions, the types of uses that are generally acceptable, and the types of uses that must be avoided.

**The following constitute violations of this AUP:**

**Illegal Use**  
Using the Services to transmit any material by any manner that violates any applicable law, or any rules or regulations promulgated thereunder, or any treaty or tariff (including transmitting obscene materials, intentionally spreading computer viruses, gaining unauthorized access to private

I accept the terms

If you have questions about this page, contact your local support staff for assistance. Please provide the following information:

3

**AFTER YOU ACCEPT THE TERMS, YOU WILL BE REQUIRED TO ENTER YOUR EMAIL ADDRESS AND CLICK CONTINUE.**

synergyfiber

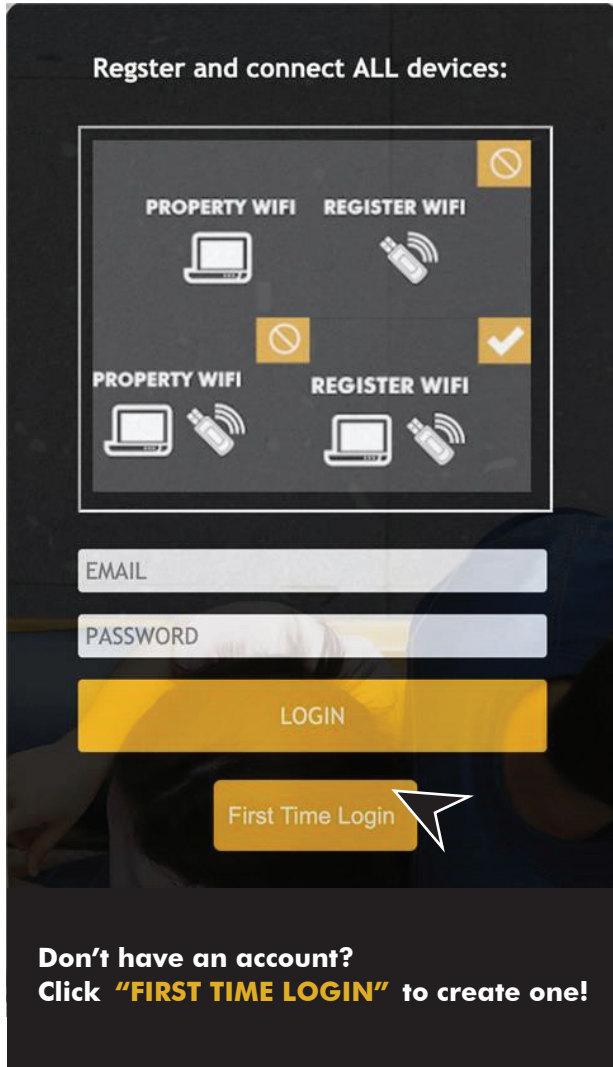
Please enter your email

EMAIL

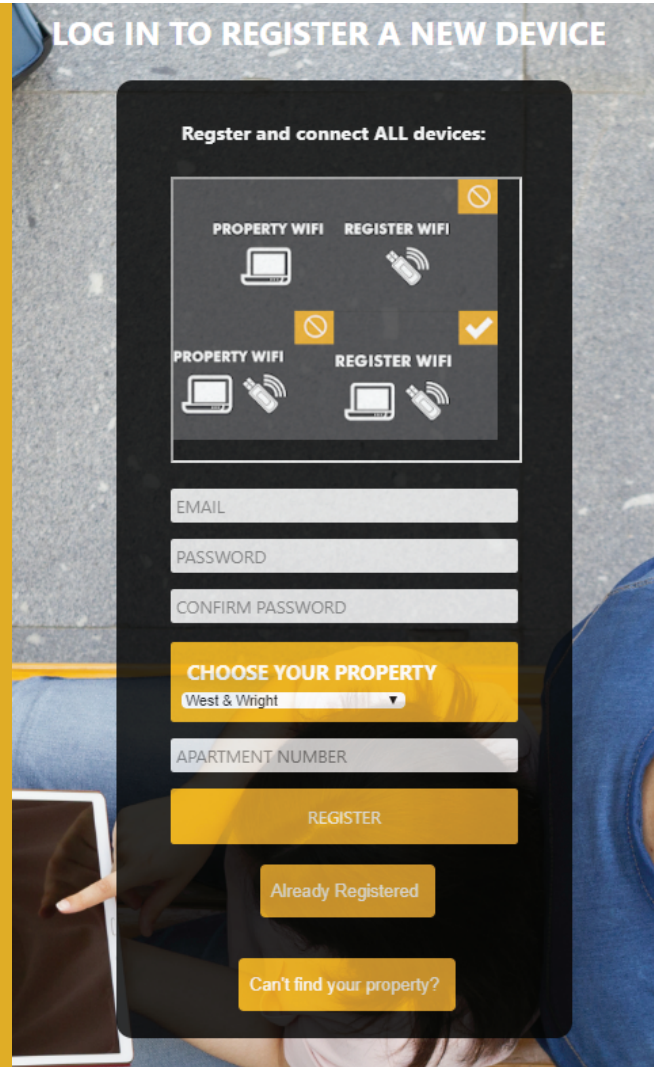
Continue

4

YOU WILL BE REDIRECTED TO REGISTER.SYNERGYWIFI.COM WHERE YOU CAN REGISTER ALL OF YOUR DEVICES. COMPLETE THE REGISTRATION.

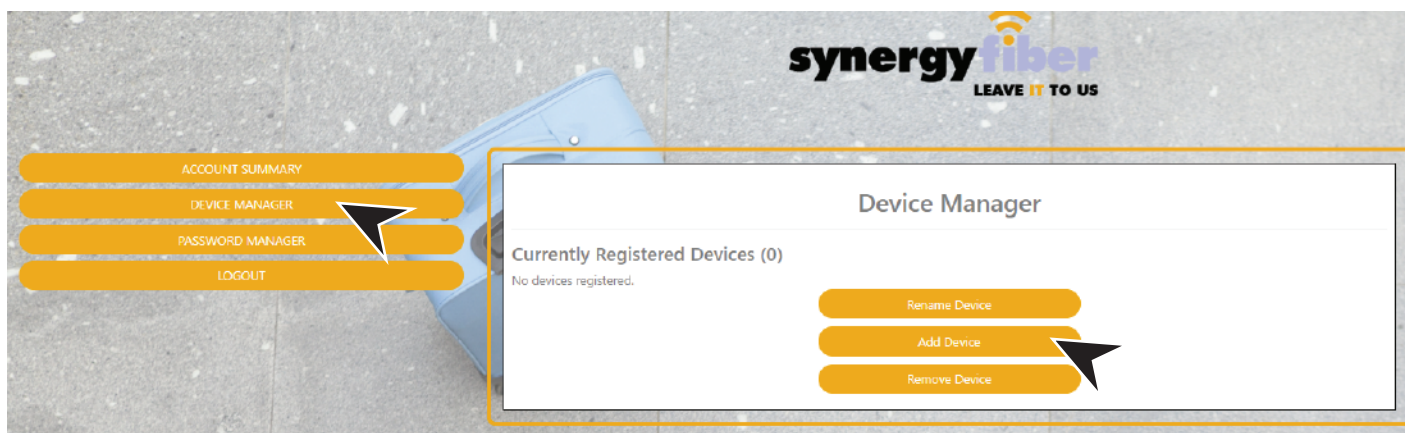


TO CREATE ACCOUNT



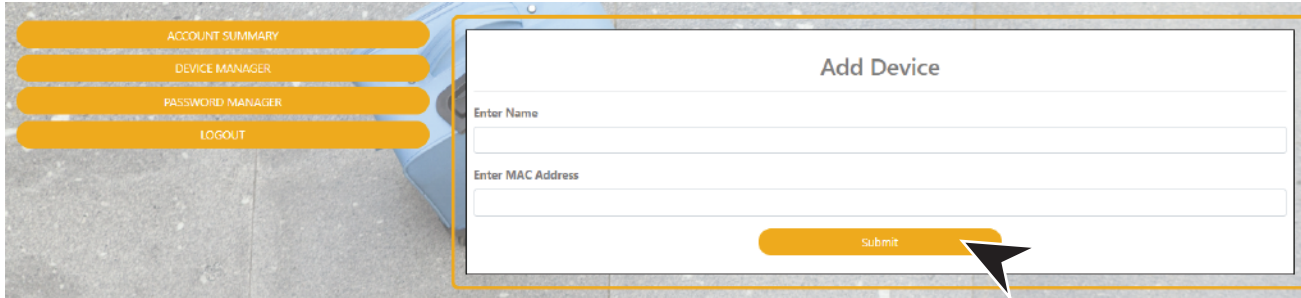
5

GO TO DEVICE MANAGER IN YOUR DASHBOARD TO ADD DEVICES



# 6

## ENTER DEVICE NAME AS WELL AS ITS MAC ADDRESS



**EXAMPLES OF WHAT A MAC ADDRESS MAY LOOK LIKE:**

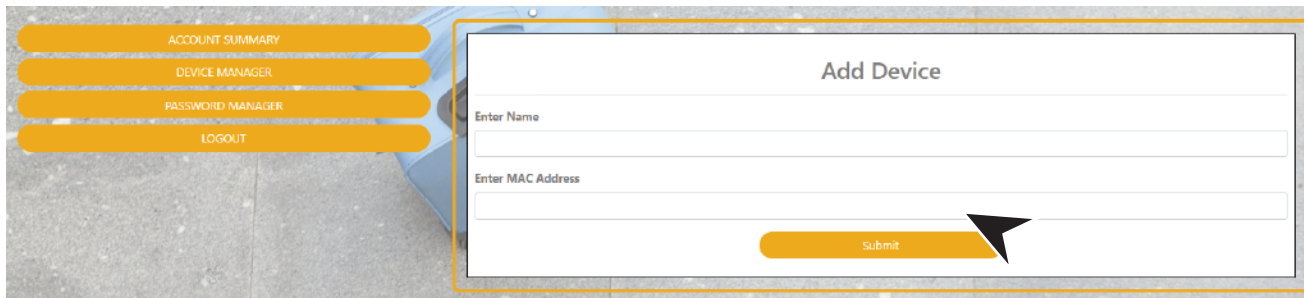
**00-17-ab-5a-6e-f5      OR      10:AE:60:60:60:60**

**NEED HELP FINDING YOUR MAC ADDRESS? GO TO:**

**<https://www.synergyfiber.com/documents/MAC-Address-Guide.pdf>**

# 7

## CONTINUE ADDING ALL YOUR DEVICES



# 8

## FINISH BY CONNECTING ALL DEVICES TO RESIDENT WIFI "LINK RESIDENT"



**CONNECT ALL DEVICES TO "LINK RESIDENT "**

**THAT'S IT! YOU'RE ON THE NETWORK. IF YOU NEED TO ADD A DEVICE IN THE FUTURE, LOG BACK INTO REGISTER.SYNERGYWIFI.COM AND FOLLOW STEPS FOR ADDING YOUR DEVICE ABOVE.**